


# *Pleasure-Way*



**...the pleasure way  
to travel**

# The Pleasure-Way Experience

Pleasure-Way Industries is committed to making your dreams come true with the ultimate lifestyle vehicle. Combining the freedom and power of a van with the comfort and convenience of a motorhome, our designs have been the envy of the Van Motorhome industry since 1986. All our models are built with special attention to comfortable sleeping areas, private bathrooms, functional kitchens and spacious storage areas.

## *A Life of Luxury...*

Especially crafted for the two of you, our Excel-RL & SRL models offer functional floorplans that incorporate all the amenities of home. This ultimate couples' vehicle has a fully self-contained rear living room and a full-length wardrobe with ample storage space, meaning you will always have the perfect outfit ready for special occasions.

## *Living A Dream...*

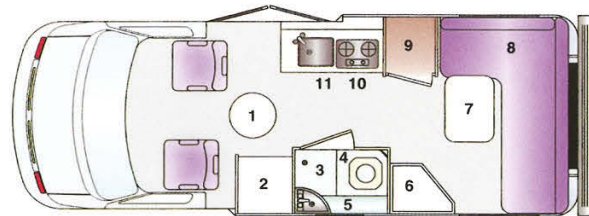


*Excel's unique rear living room gives you space to relax. The entertainment centre, featuring an optional 13" built-in TV/VCR, has been conveniently located in the rear cabinet to give you added space.*

*Your body will sleep comfortably thanks to our standard body design, equipped with a convenient 54" X 73" double bed.*

*For extra leg room we offer a luxurious 54" X 79" double bed in our Wide Body model.*

*The sofa is ideal for an outing with friends thanks to the installation of three seatbelts. The electric sofa makes conversion an easy one-person job as you press a button to slide the seat forward and another button to lay the sofa flat. With Pleasure-Way, life on the road has never been easier!*



- |   |                         |
|---|-------------------------|
| 1. Table                                | 7. Table                |
| 2. Fridge/Microwave Oven                | 8. Sofa Bed             |
| 3. Shower                               | 9. Closet               |
| 4. Toilet                               | 10. Range Furnace Below |
| 5. Sink                                 | 11. Sink                |
| 6. Built in TV/Video<br>Cassette Player |                         |





## EXCEL-RL & SRL

### *Proven Performance...*

When it's time to dine, you'll be pleased to find the Pleasure-Way Van Motorhome has been stocked with durable and reliable brand-name appliances. Among the high-quality standard features in our fully-equipped kitchen centre are a flush-mounted Norcold 3.1 two-way refrigerator, a two-burner LP stove, a microwave oven, a white enamel sink and a Shur Flo demand water system.



You'll love the convenience of home-cooked meals and the economy of shopping for yourself thanks to our handy slide-out pantry. The innovative design of our spacious kitchen centre, combined with the comfortable swivelling captain's seats, lets you quickly transform the front of your Van Motorhome into a roomy dining area, all the while leaving the sofa bed made up in the back. Whether setting out on a cross-country adventure or if you're just in the mood for a simple weekend getaway, Pleasure-Way is the sensible way to travel!





## EXCEL-TW & STW



### *Privacy on Wheels...*

You will be amazed at our attention to privacy in the design and construction of our bathrooms. Pleasure-Way bathrooms are separate and self-contained, meaning all other areas of the coach are fully accessible when the bathroom is in use. Truly a motorhome in this regard, privacy is assured whether you're travelling down the road or having friends over for a game of cards.

Designed with more shoulder room for added comfort, the spacious, self-contained bathroom comes complete with a Thetford flush toilet, a sink, a medicine cabinet and shower.



We take convenience to new levels with auto-ignition furnaces and water heaters. A centrally-located monitor panel assists in giving you the utmost in ease and security as you can quickly check levels in your fresh, grey and black water holding tanks and monitor the charge level in your batteries. Our commitment to providing comfortable and durable features makes the Pleasure-Way Van Motorhome a true pleasure on the road.



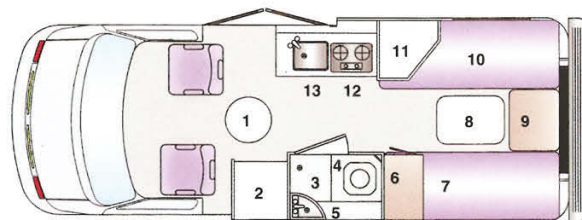

## Built for Two

Your sleep is assured in the twin beds of the Excel-TW & STW models. Perfect for the travelling couple, the twin beds eliminate early-morning "crawl-overs", giving you the option of either catching a few more winks or catching your limit without disturbing your partner.

The luxury of a king-size bed is also at hand as the night table is easily removed and the back rest cushions are made to fit into place.

The Excel-TW & STW models are equipped with full-functioning kitchen centres, complete with our standard brand-name appliances. The living area has added storage with drawers beneath the twin beds, and, of course, they come with an optional built-in TV/VCR in the back.

With Pleasure-Way, it's easy to enjoy all the comforts and conveniences of home while on the road to adventure!



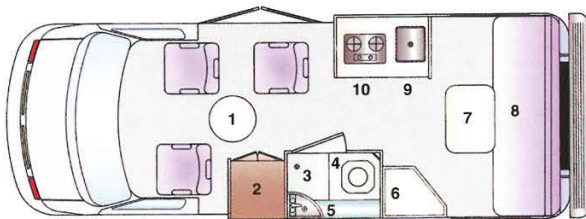

- |                          |  |
|--------------------------|--|
| 1. Table                 | 8. Table                                 |
| 2. Fridge/Microwave Oven | 9. Removable Night Table                 |
| 3. Shower                | 10. Sofa Bed                             |
| 4. Toilet                | 11. Built In TV/Video<br>Cassette Player |
| 5. Sink                  | 12. Range Furnace Below                  |
| 6. Closet                | 13. Sink                                 |
| 7. Sofa Bed              |  |



# Everyone, Everywhere...


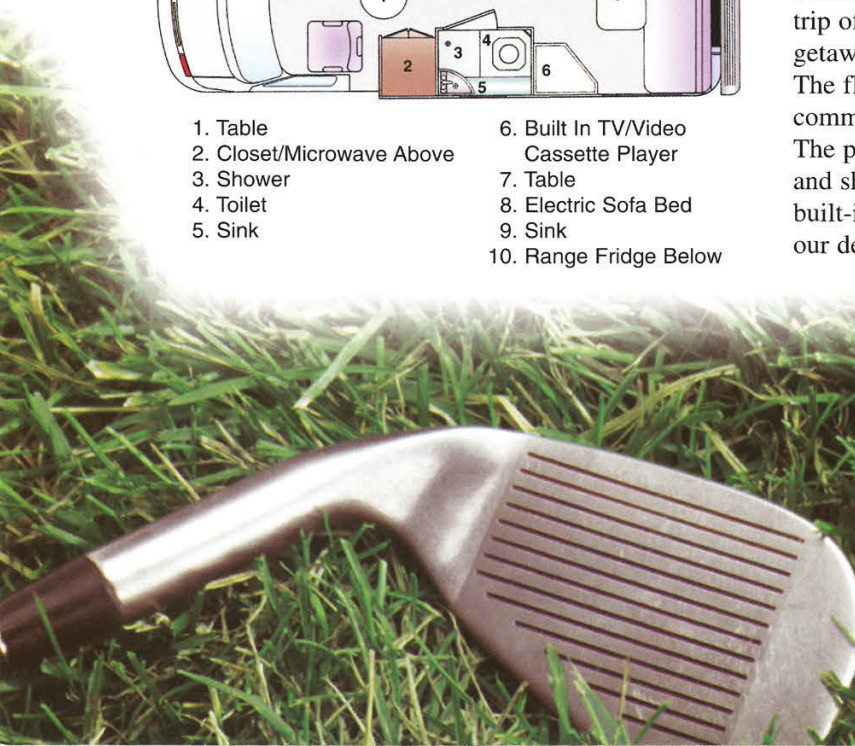
Comfort for your larger crew is assured in the Excel-MP and MPL models. Versatility was our guiding light in designing this van motorhome and we're sure you'll agree the seating and sleeping options are ideal.

With three seats up front and an option for a fourth, this plushly-built model carries up to seven passengers and comfortably sleeps as many as four people. Simply convert the two second-row seats into single beds and convert the sofa - either L-shaped or electric - into a double bed and you have a great sleeping arrangement for four!



- |                           |   |
|---------------------------|---|
| 1. Table                  | 6. Built In TV/Video<br>Cassette Player |
| 2. Closet/Microwave Above | 7. Table                                |
| 3. Shower                 | 8. Electric Sofa Bed                    |
| 4. Toilet                 | 9. Sink                                 |
| 5. Sink                   | 10. Range Fridge Below                  |

Whether you're taking a short ride to the game or the group trip of a lifetime, the MPL model is the most versatile getaway vehicle in the Pleasure-Way lineup. The floorplan in the MP & MPL models is flexible but our commitment to installing top-notch appliances never changes. The private bathroom with sink, flush toilet, medicine cabinet and shower, the fully-functional kitchen centre and the built-in TV/VCR in the rear are unwavering examples of our dedication to quality.





## EXCEL-MP & MPL

### *Storage Plus...*

You may expect storage space to be at a premium in a van motorhome, but at Pleasure-Way we have a knack of making the most of every square inch. We take pride in our large running board storage compartment, slide-out pantry and full-length closet because we know you want to bring along all those necessities and little luxuries that make the journey more enjoyable.

By mounting the water holding tanks and the optional generator underneath the floor of the van, we optimize all interior space. We've also added a roomy interior storage trunk that's ideal for tools, tackle boxes or other important accessories.

This special attention to detail lets us incorporate storage space wherever possible, meaning you will find as many as 19 spacious cupboards and drawers throughout your van motorhome.

With Pleasure-Way, you will discover there's always room for more - and always room to stretch out and enjoy the ride!.



# THE PLEASURE-WAY ADVANTAGE

## *Our Commitment to You...*

You will not see an assembly line at Pleasure-Way Industries and you will not sense an assembly-line attitude when you drive, ride or sleep in a Pleasure-Way Van Motorhome. That is part of our commitment to you. We live up to our reputation for producing high-quality van motorhomes by having dedicated staff who adhere to an old-fashioned work ethic.

In our stall construction process, each Pleasure-Way installer hand-fits components from kitchen cabinet face frames to wall partitions, giving you a superior van motorhome.

An example of our dedication is that while it may be quicker and cheaper to install pre-made cabinets, the unique curvature of each van side wall leaves gaps when assembly-line pieces are used. Our custom-fit cabinets are installed by hand and ensure a quiet ride because tightly-fit pieces do not rattle when the unit is in motion.

## *Driving Freedom...*

While enjoying the comforts of a motorhome, remember to appreciate the excitement of driving a Pleasure-Way van. Powered by a Chrysler engine, the Pleasure-Way Van Motorhome is a model of superior engineering, performance and handling.

The ultimate in fuel economy is achieved with a sleek design and smart construction, such as the optional Coleman air conditioner recessed into the roof line that delivers an aerodynamic profile and allows easier access for servicing.

Another advantage to a Pleasure-Way Van Motorhome is that, at just 19'7" long, it's easy to drive even in heavy traffic and a breeze to park at a mall. A sleek profile and standard length makes for easy handling and excellent fuel economy. A natural choice for a stress-free ride!



Wide Body



Narrow Body





## The Safety Factor...

Safety is a leading consideration at Pleasure-Way Industries. In Canada, all Pleasure-Way motorhomes meet or exceed strict CSA certification guidelines, and all van motorhomes in the United States bear the R.I.V.A. seal of approval. We have conducted crash tests to find the best material and designs for your van motorhome. A steel reinforced fibreglass roof and steel reinforced side walls have been incorporated into the standard construction of Pleasure-Way Van Motorhomes. A Safe-T-Plus stabilizer arm has been added as a standard feature in 1999 coaches. This proven safety device helps control steering in heavy cross winds or when being passed by larger semi trucks. The Safe-T-Plus will also keep your vehicle tracking straight in case of a front tire blow out.


Changes to the design of the basic Chrysler van fuel system in 1998 posed a new challenge to our designers. We decided to go with a flat floor, as opposed to the dropped centre floor of the 1997 models, though it is technically possible to keep the dropped-floor design by modifying the integrity of the Chrysler fuel system. The overall profile of a Pleasure-Way is raised just three inches to accommodate the new flat-floor design.

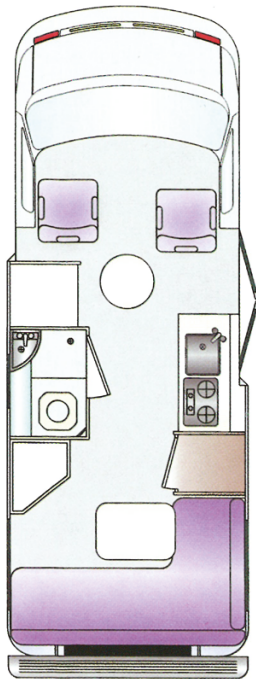


The total look of a Pleasure-Way Van Motorhome is certainly impressive, both inside and out. Contemporary interior colour schemes with matching exterior graphics complete a beautiful over-all look which has distinctly made Pleasure-Way the flagship of the van motorhome industry. All models showcase our dedication to intricate finishing and flawless craftsmanship that will make you fall in love with us!

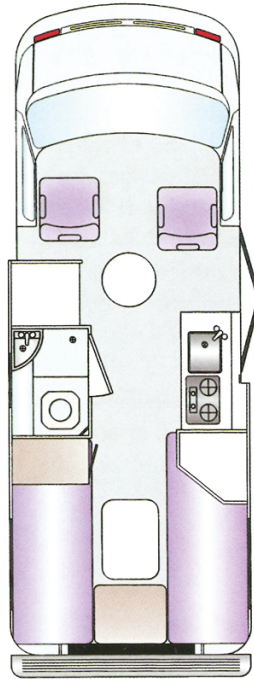
Pleasure-Way's travel club is another opportunity for you to enjoy the RV lifestyle. Newsletters, rallies, and caravans will keep you informed and entertained. Our club is North American wide with rallies scheduled in every part of the continent. Meeting new friends and sharing Pleasure-Way adventures is just another way of enjoying the Pleasure-Way experience.

*Rear licence plate generator access*

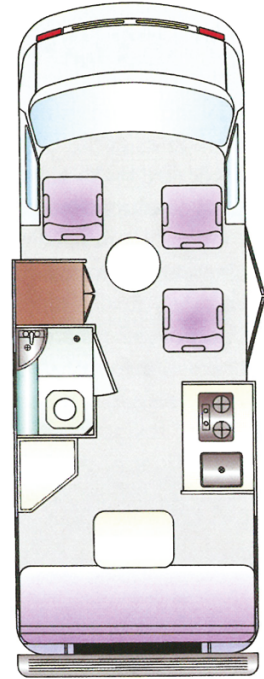




**Excel-RL**



**Excel-TW**



**Excel-MP**

Pleasure-way Industries builds three distinctive floorplans built on your choice of body styles. The Standard body Series SRL, STW & MPL is built on the Dodge B3500 Maxi van chassis. The Excel series (Excel-RL, Excel-TW & Excel-MP) is Pleasure-Ways wide body line which is built on the same chassis but is widened six inches to give you more interior space. The optional rear electric sofa replaces the rear living room in the Excel-RL, Excel-MP, SRL & MPL floorplans. Optional fourth chair (sleeper seat) available in Excel-MP and MPL models. Some feature deletions will apply when ordering fourth seat.

## DODGE B 3500 CHASSIS SPECIFICATION

Gross Vehicle Weight 8700Lbs.3946 Kgs.  
 Length Bumper to Bumper 19' 7" 5969 mm  
 Wheel Base 127" 3241 mm  
 Width 6' 6" 2032 mm Original Body  
 Width 7' 1" 2160 mm Wide Body  
 Height 8' 8" 7644mm  
 Fuel Tank Capacity 35 U.S. Gal. 132 L  
 318(5.2L) Magnum V8 MPI engine  
 Power 225 HP @ 4,400 RPM  
 Torque 295 lb-ft @ 3,200 RPM  
 Axle Ratio 3.92  
 360(5.9L) Magnum V8  
 Power 245 HP @ 4000 RPM  
 Torque 335 lb-ft @ 3200 RPM  
 Axle Ratio 4.10  
 Automatic Transmission with Electronic Overdrive  
 Towing Capacity (no passengers, no cargo)  
 Cruise Control  
 Power Door Locks  
 Power Windows  
 AM/FM Stereo Cassette  
 Power Remote Mirrors  
 Matching Spare Tire  
 Drivers Side Air Bag  
 Passengers Side Air Bag

## OPTIONAL EQUIPMENT

Onan 2.8 Generator  
 Generator Ready  
 Coleman 7100 Roof Air  
 Penguin 11,000 Roof Air  
 13" 12V Colour TV/VCP  
 9" DC Colour TV/VCP (Excel MP & MPL 4 seats only)  
 TV Ready  
 Exterior Shower  
 Electric Sofa  
 White Cabinetry  
 11' Awning  
 Screen Package  
 Coffee Maker (Except Excel-MP & MPL 4 Seat Version)  
 360 Engine Upgrade  
 California Emissions  
 Bilstein Shocks  
 Bug Deflector

# COACH SPECIFICATIONS & FEATURES

	Model Excel-RL	Model Excel-TW	Model Excel-MP	Model SRL	Model STW	Model MPL
Norcold 2-way 3.1 Cu Ft Refrigerator	x	x	N/A	x	x	N/A
Dometic 3-way Refrigerator (3 cu ft.)	N/A	N/A	x	N/A	N/A	x
Microwave Oven	x	x	x	x	x	x
2 Burner LP Stove	x	x	x	x	x	x
Suburban 16,000 BTU Auto Ign Furnace	x	x	x	x	x	x
Thetford Flush Toilet	x	x	x	x	x	x
Shur Flo Demand Water System	x	x	x	x	x	x
Suburban 6 Gal. Auto Ign Water Heater	x	x	x	x	x	x
Interior Height 6'	x	x	x	x	x	x
Medicine Cabinet	x	x	x	x	x	x
Large 2nd Sink	x	x	x	x	x	x
Shower (N/A in 4 Seat MPL & Excel-MP)	x	x	x	x	x	x
Smoke Detector	x	x	x	x	x	x
CO Detector (with Generator or Gen Ready Only)	x	x	x	x	x	x
Fire Extinguisher	x	x	x	x	x	x
LP Detector	x	x	x	x	x	x
Fan Tastic Fan	x	x	x	x	x	x
Slide Out Battery Tray Single Auxiliary Battery	N/A	N/A	x	N/A	N/A	x
Slide Out Battery Tray Dual Auxiliary Batteries	x	x	Opt	x	x	Opt
110V/12V/30 Amp Convertor	x	x	x	x	x	x
Monitor Panel	x	x	x	x	x	x
Fresh Water Tank 114 L 30 U.S. Gal	x	x	x	x	x	x
Grey Water TANK 91 L 24 U.S. Gal	x	x	x	x	x	x
Black Water Tank 45 L 12 U.S. Gal	x	x	x	x	x	x
Propane Tank 30 L 8 U.S. Gal	x	x	x	x	x	x
Locking City Water/Fresh Water Fill	x	x	x	x	x	x
Captains Chair's Swivel & Recline	x	x	x	x	x	x
Rear Livingroom/Double Bed (54" x 73)	N/A	N/A	N/A	x	N/A	x
Rear Livingroom/Double Bed (54" x 79)	x	N/A	x	N/A	N/A	N/A
Twin Beds (26" x 73, 26 x 71) King Size 72 x 71	N/A	N/A	N/A	N/A	x	N/A
Twin Beds (27.5" x 74", 27.5" x 72") King Size (79" x 72")	N/A	x	N/A	N/A	N/A	N/A
Sleeper Seats	N/A	N/A	x	N/A	N/A	x
Hehr Awning Style Windows	x	x	x	x	x	x
Extra Cocktail Table	x	x	x	x	x	x
Locking Power Cord Compartment	x	x	x	x	x	x
Sewer Hose Storage Compartment	x	x	x	x	x	x
Continental Spare Tire Carrier	x	x	x	x	x	x
Interior Golf Club Storage (N/A With Electric Sofa)	x	x	x	x	x	x
Spare Trunk (N/A with Generator)	x	x	x	x	x	x
Padded Engine Cover	x	x	x	x	x	x
Porch Light	x	x	x	x	x	x
Exterior 110V Receptacle	x	x	x	x	x	x
Cable TV Hook Up	x	x	x	x	x	x
Hide-A-Tenna TV Antenna	x	x	x	x	x	x
Water Heater By-Pass	x	x	x	x	x	x
Fiberglass Running Boards	x	x	x	x	x	x
Exterior Storage Compartment	x	x	x	x	x	x
Rear Air Spring Suspension	x	x	x	x	x	x
Auxiliary Battery Disconnect	x	x	x	x	x	x
Safe-T-Plus Stabilizer Arm	x	x	x	x	x	x
Hitch Receiver & Wiring	x	x	x	x	x	x

LEGEND: x = Standard

N/A = Not Available

Opt = Optional

# Please Note.

All **Pleasure-Way** motorhomes in Canada are C.S.A. Certified, and may exceed the approved installation criteria.

All motorhomes in the United States bear the R.V.I.A. seal of approval, and may exceed the individual state requirements.

Because of our policy of continuous improvements **Pleasure-Way** reserves the right to make product changes at any time without prior notice and without incurring obligations.

Some motorhomes depicted in this brochure may be shown with optional equipment. Some limitations may apply when deleting or adding certain options. Please see your dealer for additional information or contact **Pleasure-Way Industries Ltd.**

## Warranty

### 1999 Chrysler Warranty

**Basic warranty coverage 3 years or 60,000\* in the United States it would read 3 years 36,000 miles\***

This covers all factory installed parts except tires, wiper blades, brakes (rotors, pads linings, drums) and clutch discs. Tires are covered by the tire manufacturer, and the other excluded parts are covered for 1 year or 20,000 km\* / 12,000 miles\*.

**Roadside Assistance for 3 years or 60,000 km\* / 36,000 miles\***

A 24 hour toll free telephone number puts towing, fuel delivery, lockout assistance, tire changes and jump-starting at your fingertips from any location in Canada or the U.S.

**Corrosion coverage for 7 years or 160,000 km\* / 100,000 miles\***

All body sheet metal panels are covered against rust-through for three years, regardless of how far you drive, and outer body panels are covered for 7 years or 160,000 km\* / 100,000 miles\*.

\* Whichever comes first

**Pleasure-Way** Van Motorhomes offer a 3 year or 36,000 mile / 60,000 Km limited warranty covering all craftsmanship entailed in the manufacturing of the motorhome only. This does not include the chassis or appliances.

All appliances are covered by the individual warranties offered by their respective manufacturers.

---

# **Pleasure-Way**

302 Portage Ave.,  
Saskatoon, Saskatchewan S7J 4C6  
Tel: (306) 934-6578 Fax: (306) 934-7085



---

**AUTHORIZED DEALER**