



**Pleasure-Way**

*Make Adventure  
Your Lifestyle*





# Ford Excel

*From the moment you cast your eyes on the Ford EXCEL by Pleasure-Way, you'll know you've found the right Van Motorhome for you. At Pleasure-Way, we combine the versatility and freedom of driving a van with all the comforts and conveniences of your own home. Our commitment to quality and safety, as well as our dedication to intricate finishing, flawless hand-craftsmanship and contemporary color schemes culminates in one of the most popular Class "B" Motorhomes on the market today.*





# Ford Excel

## Spacious Kitchen

At Pleasure-Way, we strive to ensure that your home-away-from-home is stocked with every possible convenience. Whether you are fixing a snack or preparing a gourmet meal, you will appreciate your fully equipped kitchen. All floorplans include a Dometic three cubic foot three-way refrigerator, stainless steel sink with a single lever faucet, Shurflo demand water system, microwave oven, stainless steel two burner stove and ample cupboards and drawers for all your kitchen necessities.




Ford Excel-RD kitchen



Ford Excel front swiveled seats

Ford Excel private bathroom



## Privacy All The Time

Whether you are traveling down the road or entertaining friends, your privacy is guaranteed when you close the bathroom door behind you. Pleasure-Way's private bathroom, a feature usually found in larger motorhomes, showcases a Thetford flush toilet, a sit-down shower, a medicine cabinet, a vanity with sink and storage, and a 110-volt plug. Long gone are the days of brushing your teeth in the kitchen sink.





Ford Excel-TS power sofa with ottomans

## S k i l l e d   C r a f t s m a n s h i p

Instead of using pre-fabricated cabinet modules, Pleasure-Way builds all the coach cabinetry from the inside, one piece at a time. This skillful handcrafted approach is reflected in the tight fitting cabinetry which provides a rattle-free ride. In eliminating the passenger-side floor to ceiling wall partition, Pleasure-Way has successfully redefined the openness of the Class B Motorhome.



Ford Excel-TD twin beds



Excel-TS king-size bed with 17" lcd swing out TV & DVD/CD Player



Ford Excel-TD dinette



## King of Beds

The Ford Excel is available in three floorplans. The TD, TS and RD all share the same great features while providing you with a choice of rear sleeping arrangements. The TD offers you flexibility and choice with the option of having two single beds or a king-size bed. The TS has the same sleeping arrangements as the TD, but the addition of the electric sofa provides the added benefit of two rear three-point seat belts. The RD offers a tri-fold electric sofa which effortlessly lays down into a full 54" double bed, as well as supplying additional storage below the TV and in the kitchen.

Electric sofas are steel-framed with attached cushions, and two three-point seat belts. Three-point seat belts are far superior to conventional lap belts and ensure your safety and the safety of those travelling with you. With a push of the button the sofa conveniently lays flat – making the bed has never been easier!



Ford Excel large wardrobe



Ford Excel-RD double bed




Ford Excel-TS & TD kitchen





Slide out battery



Centrally located exterior hook ups



Large driver side exterior storage compartment



Large passenger side exterior storage



Excel-TD interior rear storage

## Exterior Colors

Choose between Sand, Blue and Sage. All fiberglass is painted instead of gel coated for longer durability.





## Coach Specifications

- ~ DOMETIC 3-WAY REFRIGERATOR 3 CU FT.
- ~ DOMETIC MICROWAVE OVEN
- ~ 2 BURNER LP STOVE
- ~ 16,000 BTU AUTO IGNITE FURNACE
- ~ SHURFLO DEMAND WATER SYSTEM
- ~ 6 GAL SUBURBAN AUTO IGNITE WATER HEATER
- ~ WATER HEATER
- ~ LP DETECTOR, CO DETECTOR, SMOKE DETECTOR
- ~ 5 LB FIRE EXTINGUISHER
- ~ MONITOR PANEL
- ~ ONAN GENERATOR PREP PACKAGE WITH REMOTE START SWITCH
- ~ FLIP UP COUNTER EXTENSION (TS & TD MODELS ONLY)
- ~ LOW PROFILE FAN-TASTIC FAN
- ~ CHOICE OF WHITE OR MAPLE CABINETY
- ~ 110V / 12V / 40 AMP CONVERTER WITH CHARGER
- ~ AUXILIARY BATTERY DISCONNECT
- ~ FRESH WATER TANK 24 US GALLON / 91 L
- ~ GREY WATER TANK 26 US GALLON / 97 L
- ~ BLACK WATER TANK 12 US GALLON / 45 L
- ~ LP TANK 8 US GALLON / 30 L / 34 LBS
- ~ INTERIOR STANDING HEIGHT 74"
- ~ AISLE WIDTH 31"
- ~ DRIVER AND PASSENGER FRONT SEAT SWIVEL AND RECLINE
- ~ SINGLE BED SIZE DRIVER SIDE 74" X 29"
- ~ SINGLE BED PASSENGER SIDE 72" X 29"
- ~ KING SIZE BED 72" X 81"
- ~ 3 YEAR / 36,000 MILE / 60,000 KM COACH WARRANTY
- ~ DEEP CYCLE RV AUXILIARY BATTERY

## Chassis Specifications

- ~ 3 YEAR / 36,000 MILE / 60,000 KM WARRANTY
- ~ 9,500 LB GVWR
- ~ 138 INCH WHEELBASE
- ~ POWER DOOR LOCKS
- ~ CHASSIS AIR CONDITIONING
- ~ CRUISE CONTROL
- ~ POWER WINDOWS
- ~ TILT STEERING WHEEL
- ~ POWER SIDE MIRRORS
- ~ 4-WHEEL DISC BRAKES WITH ABS
- ~ ALUMINUM WHEELS
- ~ DRIVER AND PASSENGER AIR BAGS
- ~ AM / FM CD PLAYER
- ~ LT245 / 75R / 16E BSW ALL SEASON TIRES
- ~ FUEL TANK CAPACITY 35 US GALLON / 132 L
- ~ REAR AIR RIDE HELPER SPRINGS
- ~ AUXILIARY 12V OUTLET
- ~ 6.8 L TRITON SEFI V10 ENGINE
- ~ TORQSHIFT 5 SPEED AUTOMATIC OVERDRIVE TRANSMISSION W / TOW-HAUL
- ~ 305 HP @ 4250 RPM
- ~ 420 FT./LB. @ 3250 RPM
- ~ 3:73 REAR AXLE RATIO
- ~ 5000 LBS TOWING CAPACITY\*
- ~ 5.4 L TRITON SEFI V8 ENGINE
- ~ 4 SPEED AUTOMATIC OVERDRIVE TRANSMISSION
- ~ 255 HP @ 4500 RPM
- ~ 350 FT./LB. @ 2500 RPM
- ~ 3:55 REAR AXLE RATIO
- ~ 2500 LBS TOWING CAPACITY\*

\*Towing capacity varies depending on loaded vehicle weight

## Exterior Features

- ~ EXTERIOR SHOWER
- ~ SLIDE OUT AUXILIARY BATTERY TRAY
- ~ CONVENIENT UTILITY HOOK-UP CENTER
- ~ FRAMELESS AWNING STYLE WINDOWS
- ~ THREE LARGE STORAGE COMPARTMENTS
- ~ TWO LARGE STORAGE COMPARTMENTS IF GENERATOR INSTALLED
- ~ WINEGARD DIRECTIONAL TV ANTENNA WITH BOOSTER
- ~ PORCH LIGHT
- ~ LOCKING FRESH WATER FILL
- ~ SEWER HOSE STORAGE
- ~ REAR UNDER CARRIAGE FULL SIZE SPARE TIRE CARRIER
- ~ EXTERIOR CABLE TV HOOK-UP
- ~ FIBREGLASS RUNNING BOARDS
- ~ EXTERIOR HEIGHT 9 FEET (INC. ROOF AIR)
- ~ EXTERIOR LENGTH 20 FEET
- ~ EXTERIOR WIDTH 7 FEET 3 INCHES (WITHOUT SIDE MIRRORS)
- ~ 110V RECEPTACLE
- ~ PHONE JACK

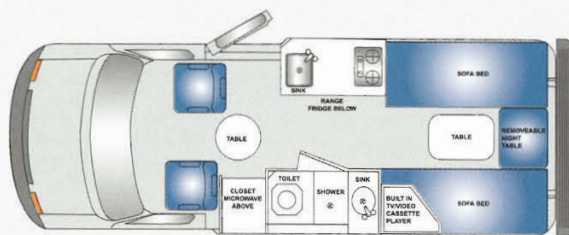
## Bathroom Features

- ~ THETFORD FLUSH TOILET
- ~ MEDICINE CABINET WITH MIRROR
- ~ VANITY WITH SECOND SINK AND 4 COMPARTMENT STORAGE
- ~ 110V RECEPTACLE
- ~ PRIVATE BATHROOM
- ~ SHOWER
- ~ TOWEL BAR

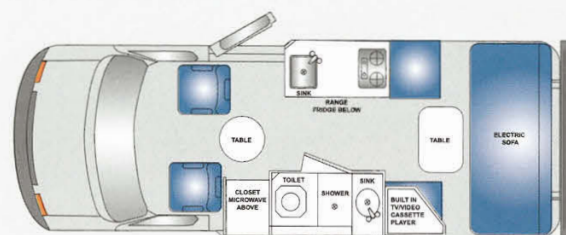
## Options

- ~ 11,000 BTU PENGUIN ROOF AIR WITH OPTIONAL HEAT STRIP
- ~ ONAN 2.8 KW MICROLITE GAS GENERATOR
- ~ 11 FOOT FIAMMA AWNING
- ~ 17 INCH LCD FLAT SCREEN WITH CD / DVD / MP3 PLAYER
- ~ ELECTRIC SOFA
- ~ COFFEE MAKER
- ~ FRONT DRIVER AND PASSENGER LEATHER SEATS
- ~ CONVECTION OVEN

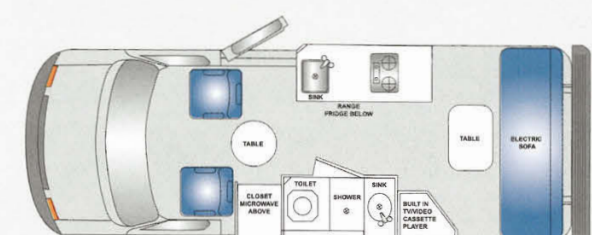
## Ford Excel Floorplans



Excel-TD



Excel-TS



Excel-RD



# Chevrolet Lexor

The Pleasure-Way Lexor, built on the Chevrolet 3500 Express Chassis, offers the comfort, fuel efficiency and reliability that Chevrolet has come to be known for. This chassis features a 9,600 pound gross vehicle weight and a fuel efficient 6 Litre V8 Vortec engine that delivers rock solid performance. You will thoroughly enjoy the comfort, safety and handling offered by the 155-inch wheelbase, whether you are touring the long interstates or just travelling across town.





# Chevrolet Lexor

## Bathroom Flexibility and Convenience

At Pleasure-Way, we strive to always provide you with the freedom of choice and flexibility. The Lexor model supplies you with a multitude of options that will exceed your expectations of owning a Class B van motorhome. The Lexor offers a spacious bathroom with a Thetford flush toilet, a vanity with a second sink and storage, a medicine cabinet with mirror, a 110-volt receptacle, and a stand up aisle shower or a private dressing area. For a leisurely shower, simply open the two privacy doors, set the removable shower pan in place, pull the shower curtain around you and enjoy the comfort and convenience of your stand up aisle shower. The removable shower pan results in a quick clean up instead of mopping up a permanent in-floor shower pan that you walk on all day. For additional storage, the Lexor offers an optional shelving unit that replaces the vanity.



Lexor-TD & TS kitchen

Lexor bathroom with vanity & sink




Lexor bathroom with shelving



## Spacious Kitchen

Space is everything! At Pleasure-Way, our goal is to make the best use of available space. During the production process, we eliminate one of the passenger side swing out doors in order to maximize the size of the kitchen working area. In our cleverly designed kitchen, the stove cover doubles as a slide out counter extension giving you the maximum counter space available. A Dometic three-way three cubic foot refrigerator, a two burner stainless steel LP stove, a microwave oven, a stainless steel sink with single lever faucet and a Shurflo demand water system provide everything you need. A second counter top flip-up extension is also available in the TS and TD model.





Lexor king-size bed

## More Options ...

The Chevrolet Lexor offers three floorplans. The TD, TS and RD all share the same great features but provide you with a choice of rear sleeping arrangements. The TD model offers you the flexibility of choosing between two single beds and a king-size bed. The TS model offers the same bed options as the TD model with the added feature and benefits of a rear electric sofa bed that comes with two three-point seat belts enabling additional passengers to safely travel with you. The RD model offers a tri-fold electric sofa bed that opens into a full 54" X 72" bed with the push of a button. The RD also comes with two three-point seat belts and additional storage below the TV and in the kitchen area.



Lexor large wardrobe



Lexor-TS with ottomans





Lexor-RD double bed with swing out 15" lcd TV/DVD/CD player

## Comfort, Convenience and Style

The emphasis on comfort and convenience is reflected throughout the coach. In the rear living quarters, a Samsung 15" LCD flat screen with a DVD / CD / MP3 player and amplified theatre sound package conveniently swings out so you can view the TV from the front of the coach, while working in the kitchen or while relaxing in the back. Skilled craftsmanship and innovative planning has enabled Pleasure-Way to eliminate the passenger-side floor to ceiling wall partition, resulting in a very open floor plan with an unobstructed view from front to back. In addition, the auto ignition water heater comes with bypass valves for easy winterizing. The monitor panel enables you to quickly read the levels of your fresh, grey, black water holding tanks and the charge level of your coach battery. A handy 12-volt disconnect switch ensures your coach battery never runs down when you are storing your Pleasure-Way for extended periods of time.



Lexor-TD twin beds





## Easy to Access Spare Tire


By mounting the spare tire on the rear door, you gain more valuable interior storage.



Exterior storage compartment and sewer hook up



Slide out battery



Lexor-TD interior storage

## Exterior Colors

Choose between Sand, Blue and Sage. All fiberglass is painted instead of gel coated for longer durability.





## Coach Specifications

- DOMETIC 3-WAY REFRIGERATOR 3 CU. FT.
- DOMETIC MICROWAVE OVEN
- RECESSED 2 BURNER STOVE WITH FLUSH MOUNT COVER
- 16,000 BTU AUTO IGNITE FURNACE
- SHURFLO DEMAND WATER SYSTEM
- 6 GAL. SUBURBAN AUTO IGNITE WATER HEATER
- WATER HEATER BY-PASS VALVE
- LP DETECTOR, CO DETECTOR, SMOKE DETECTOR
- 5 LB FIRE EXTINGUISHER
- MONITOR PANEL
- ONAN GENERATOR PREP PACKAGE WITH REMOTE START SWITCH
- SLIDE OUT COUNTER EXTENSION
- FLIP UP COUNTER EXTENSION (TS & TD MODELS ONLY)
- LOW PROFILE FAN-TASTIC FAN
- CHOICE OF WHITE OR MAPLE CABINERY
- 110V / 12V / 40 AMP CONVERTER WITH CHARGER
- AUXILIARY BATTERY DISCONNECT
- FRESH WATER TANK 27 US GALLON / 102 L
- GREY WATER TANK 27 US GALLON / 102 L
- BLACK WATER TANK 11 US GALLON / 42 L
- LP TANK 10 US GALLON / 38 L / 42 LBS
- INTERIOR STANDING HEIGHT 73"
- AISLE WIDTH 30"
- DRIVER AND PASSENGER FRONT SEAT SWIVEL AND RECLINE
- SINGLE BED SIZE DRIVER SIDE 73" X 26"
- SINGLE BED PASSENGER SIDE 70" X 26"
- KING SIZE BED 72" X 70"
- 3 YEAR / 36,000 MILE / 60,000 KM COACH WARRANTY
- DEEP CYCLE RV AUXILIARY BATTERY

## Bathroom Features

- THETFORD FLUSH TOILET
- MEDICINE CABINET WITH MIRROR
- VANITY WITH SECOND SINK AND 3 COMPARTMENT STORAGE
- 110V RECEPTACLE
- STAND UP AISLE SHOWER
- TEMPORARY PRIVACY AREA
- TOWEL BAR

## Options

- 11,000 BTU PENGUIN ROOF AIR WITH OPTIONAL HEAT STRIP
- ONAN 2.8 KW MICROLITE GAS GENERATOR
- 11 FOOT FIAMMA AWNING
- 15 INCH LCD FLAT SCREEN WITH CD / DVD / MP3 PLAYER
- ELECTRIC SOFA
- COFFEE MAKER
- FRONT DRIVER AND PASSENGER LEATHER SEATS

## Chassis Specifications

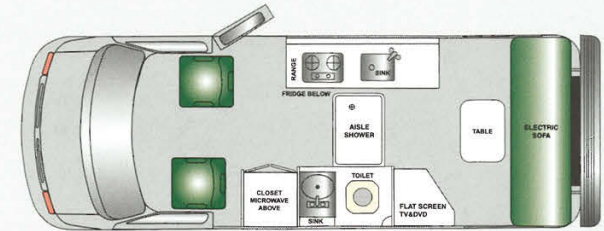
- 3 YEAR / 36,000 MILE / 60,000 KM WARRANTY
- 9,600 LB GVWR
- 6.0 L SFI V8 VORTEC 6000 ENGINE
- 300 HP @ 4400 RPM
- 360 FT./LB. @ 4000 RPM
- 3:73 REAR AXLE RATIO
- 4 SPEED AUTOMATIC OVERDRIVE TRANSMISSION WITH TOW HAUL
- 155 INCH WHEELBASE
- POWER DOOR LOCKS
- CHASSIS AIR CONDITIONING
- CRUISE CONTROL
- POWER WINDOWS
- TILT STEERING WHEEL
- REAR VIEW MIRROR W/ COMPASS AND EXTERNAL TEMPERATURE GAUGE
- POWER SIDE MIRRORS
- 4-WHEEL DISC BRAKES WITH ABS
- DRIVER AND PASSENGER AIR BAGS
- AM / FM CD PLAYER
- LT245 / 75R / 16E BSW ALL SEASON TIRES
- FUEL TANK CAPACITY 31 US GALLON / 117 L
- 5000LBS TOWING CAPACITY\*
- AUXILIARY 12V OUTLET

## Exterior Features

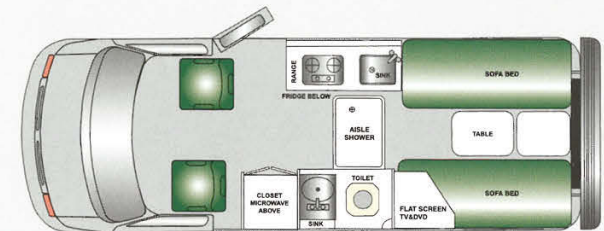
- EXTERIOR SHOWER
- SLIDE OUT AUXILIARY BATTERY
- CONVENIENT UTILITY HOOK-UP CENTER
- FRAMELESS AWNING STYLE WINDOWS
- LARGE EXTERNAL STORAGE COMPARTMENT
- WINEGARD DIRECTIONAL TV ANTENNA WITH BOOSTER
- PORCH LIGHT
- LOCKING FRESH WATER FILL
- SEWER HOSE STORAGE
- REAR-DOOR FULL-SIZE SPARE TIRE CONTINENTAL TIRE CARRIER
- EXTERIOR CABLE TV HOOK-UP
- FIBREGLASS RUNNING BOARDS
- EXTERIOR HEIGHT 8 FEET 8.5 INCHES (INC ROOF AIR)
- EXTERIOR LENGTH 20 FEET 5 INCHES
- EXTERIOR WIDTH 6 FEET 7 INCHES (WITHOUT SIDE MIRRORS)
- 110V RECEPTACLE
- REAR FIBREGLASS BUMPER COVER
- HITCH
- CHROME WHEEL COVERS
- PHONE JACK

\* Towing capacity varies depending on loaded vehicle weight

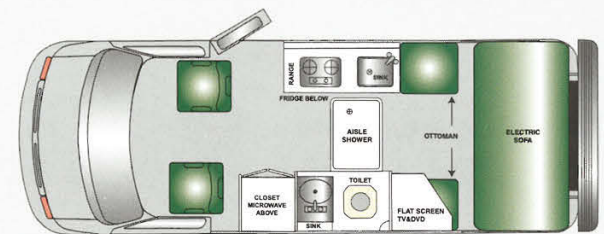
## Chevrolet Lexor Floorplans



Lexor-RD



Lexor-TD



Lexor-TS



# Dodge Plateau

*The new Plateau is built on the Dodge Sprinter chassis and is powered by a Mercedes Benz 2.7 turbo diesel engine, making this the most fuel-efficient motorhome available today. With the Mercedes Benz Electronic Stability Program and Acceleration Skid Control, you can be assured that you are driving one of the safest motorhomes on the road today.*







## S p a c i o u s   K i t c h e n

With a kitchen counter top spanning over seven feet (with extensions) every camp cook will be envious. A Dometic microwave is located just above the Dometic three cubic foot three-way refrigerator, which is conveniently located at waist level. The stainless steel fridge front smartly coordinates with the stainless steel sink and two burner LP stove. You'll find ample storage for everything you need in the multitude of drawers and cupboards.

## P r i v a t e   B a t h r o o m

The Plateau private bathroom is the largest in the Pleasure-Way line up. This separate bathroom, which is a feature usually found in larger motorhomes, showcases a Thetford flush toilet, shower, medicine cabinet, vanity with sink and storage, and a 110-volt plug.

Plateau kitchen



Plateau bathroom







Leather six way adjustable seat

## B e h i n d t h e W h e e l


When sitting behind the wheel, the Mercedes Benz Electronic Stability Program technology assists the driver in extreme situations with a combination of traction control, anti-lock braking and yaw control to provide enhanced driver control in all weather conditions.

This advanced computer system compares the vehicle's actual course with the driver's steering input. If they differ, it reduces engine torque and/or modulates individual brakes as required to correct the situation.

Acceleration Skid Control helps to maximize traction by applying the brakes to a wheel as soon as it begins to spin in low traction conditions.



Plateau-TD twin beds



Large wardrobe





Plateau queen bed

## Endless Possibilities

One clear advantage of the Plateau is the layout of the sleeping quarters. By situating the sleeping area in the rear of the coach, the inconvenience of splitting the kitchen and bathroom facilities is avoided. In mid-coach sleeping situations, when you need to get up in the middle of the night, you may need to crawl over the bed to use the washroom and crawl over it again to get a drink of water. It is impossible to perform these feats without either disturbing your partner or getting quite a workout! With the Plateau, you can be assured that everything you need is right in front of you. The Plateau offers two choices of rear sleeping arrangements. The TD floorplan features a dinette by day and the choice of two single beds or a queen-size bed by night. The TS offers a power sofa with two three-point seat belts plus a center lap belt. With a push of a button, the sofa lays flat and combined with the two ottomans, gives you either two single beds or one queen-size bed.



Plateau-TS with ottomans





Standard exterior shower



Plateau-TD interior storage.



Exterior storage



Easy access sewer hook up



Central exterior hook ups.

## Exterior Colors

Choose between Sage, Sand and Blue. All fiberglass is painted instead of gel coated for longer durability.





## Coach Specifications

- DOMETIC 3-WAY REFRIGERATOR 3 CU FT.
- DOMETIC MICROWAVE OVEN
- 2 BURNER LP STOVE
- 16,000 BTU AUTO IGNITE FURNACE
- SHURFLO DEMAND WATER SYSTEM
- 6 GAL SUBURBAN AUTO IGNITE WATER HEATER
- WATER HEATER BY-PASS VALVE
- LP DETECTOR, CO DETECTOR, SMOKE DETECTOR
- 5 LB FIRE EXTINGUISHER
- MONITOR PANEL
- ONAN GENERATOR PREP PACKAGE WITH REMOTE START SWITCH
- FLIP UP AND SLIDE OUT COUNTER EXTENSION
- LOW PROFILE FAN-TASTIC FAN
- CHOICE OF WHITE OR MAPLE CABINETRY
- 110V / 12V / 40 AMP CONVERTER WITH CHARGER
- AUXILIARY BATTERY DISCONNECT
- FRESH WATER TANK 23 US GALLON / 87 L
- GREY WATER TANK 24 US GALLON / 91 L
- BLACK WATER TANK 12 US GALLON / 45 L
- LP TANK 12 US GALLON / 45 L / 50 LBS
- INTERIOR STANDING HEIGHT 72"
- AISLE WIDTH 27"
- SINGLE BED SIZE DRIVER SIDE 74" X 26"
- SINGLE BED PASSENGER SIDE 74" X 26"
- KING BED SIZE 74" X 68"
- 3 YEAR / 36,000 MILE / 60,000 KM COACH WARRANTY
- SELF VENTING DEEP CYCLE AUXILIARY BATTERY
- DRIVER AND PASSENGER FRONT LEATHER SEATS

## Bathroom Features

- THETFORD FLUSH TOILET
- MEDICINE CABINET WITH MIRROR
- VANITY WITH SECOND SINK AND 4 COMPARTMENT STORAGE
- 110V RECEPTACLE
- SHOWER
- VENT
- TOWEL BAR

## Options

- 11,000 BTU PENGUIN ROOF AIR WITH OPTIONAL HEAT STRIP
- ONAN 2.5 KW MICROLITE PROPANE GENERATOR
- 13 FOOT FIAMMA AWNING
- 17 INCH LCD FLAT SCREEN WITH CD / DVD / MP3 PLAYER
- ELECTRIC SOFA
- COFFEE MAKER
- 5.5 INCH LCD SCREEN BACK-UP CAMERA
- FRONT PASSENGER SEAT SWIVEL
- HITCH & WIRING

## Chassis Specifications

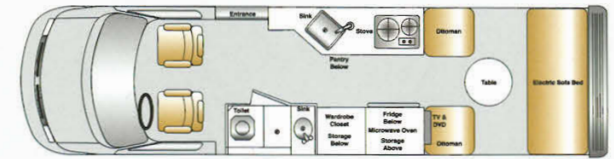
- 3 YEAR / 36,000 MILE / 60,000 KM WARRANTY
- 7 YEAR / 70,000 MILE / 115,000 KM POWERTRAIN LIMITED WARRANTY
- 8,550 LB GVWR
- 2.7 L MERCEDES BENZ TURBOCHARGED DIESEL ENGINE
- 154 HP @ 3800 RPM
- 243 FT./LB. @ 1600-2400 RPM
- 3:72 REAR AXLE RATIO
- 5 SPEED AUTOMATIC TRANSMISSION WITH TOUCH SHIFT
- 158 INCH WHEELBASE
- POWER DOOR LOCKS
- CHASSIS AIR CONDITIONING
- CRUISE CONTROL
- POWER WINDOWS
- POWER SIDE MIRRORS
- 4-WHEEL DISC BRAKES WITH ABS
- DRIVER AND PASSENGER AIR BAGS
- AM / FM CD PLAYER
- 225 / 75R / 16 BSW ALL SEASON TIRES
- FUEL TANK CAPACITY 26 US GALLON / 98 L
- REAR AIR RIDE HELPER SPRINGS
- 5000 LBS TOWING CAPACITY\*
- AUXILIARY 12V OUTLET

## Exterior Features

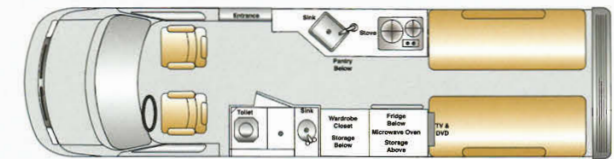
- EXTERIOR SHOWER
- CONVENIENT UTILITY HOOK-UP CENTER
- FRAMELESS AWNING STYLE WINDOWS
- EXTERNAL STORAGE COMPARTMENT
- WINEGARD DIRECTIONAL TV ANTENNA WITH BOOSTER
- PORCH LIGHT
- LOCKING FRESH WATER FILL
- SEWER HOSE STORAGE
- REAR UNDER CARRIAGE FULL SIZE SPARE TIRE
- EXTERIOR CABLE TV HOOK-UP
- FIBREGLASS RUNNING BOARDS
- EXTERIOR HEIGHT 9 FEET 6 INCHES (INC ROOF AIR)
- EXTERIOR LENGTH 21 FEET 11 INCHES
- EXTERIOR WIDTH 6 FEET 6 INCHES (WITHOUT SIDE MIRRORS)
- 110V RECEPTACLE
- PHONE JACK

\* Towing capacity varies depending on loaded vehicle weight

## Dodge Plateau Floorplans



Plateau-TS



Plateau-TD



## Back Up Camera

Optional Back Up Camera with 5.5" black & white LCD Display.



# Pleasure-Way



## 2005 Ford Warranty

**Basic warranty coverage 3 years or 60,000 km\***  
*(in the United States it would read 3 years or 36,000 miles\*).*  
**Roadside Assistance for 3 years or 60,000 km\*/36,000 miles\*.**  
**Corrosion coverage for 7 years or 160,000 km\*/100,000 miles\*.**  
\* Whichever comes first

## 2005 Dodge Warranty

**Basic warranty coverage 3 years or 60,000 km\***  
*(in the United States it would read 3 years or 36,000 miles\*).*  
**Roadside Assistance for 3 years or 60,000 km\*/36,000 miles\*.**  
**Powertrain Limited Warranty 7 Yr/70,000 miles (\$100.00 Deductible).**  
**Diesel Engine Components Limited Warranty 7 Yr/70,000 miles (\$100.00 Deductible After 5 Years).**  
**Corrosion coverage for 7 years or 160,000 km\*/100,000 miles\*.**  
\* Whichever comes first

### Please Note:

All Pleasure-Way Van Motorhomes in Canada are C.S.A. Certified, and may exceed the approved installation criteria. All Pleasure-Way Van Motorhomes in the United States bear the R.V.I.A. Seal of Approval, and may exceed the individual state requirements. Due to our policy of continuous improvements, Pleasure-Way reserves the right to make product changes at any time without prior notice and without incurring obligations. Some motorhomes depicted in this brochure may be shown with optional equipment. Some limitations may apply when deleting or adding certain options. Please see your dealer for additional information or contact Pleasure-Way Industries Ltd.

## 2005 Chevrolet Warranty

**Basic warranty coverage 3 years or 60,000 km\***  
*(in the United States it would read 3 years 36,000 miles\*).*  
**Roadside Assistance for 3 years or 60,000 km\*/36,000 miles\*.**  
**Corrosion coverage for 6 years or 160,000 km\*/100,000 miles\*.**  
\* Whichever comes first

## 2005 Pleasure-Way Warranty

**Pleasure-Way Van Motorhomes offer a 3 year or 60,000 km/36,000 mile limited warranty.** This covers all craftsmanship entailed in the manufacturing of the motorhome only. This does not include the chassis or appliances. All appliances are covered by the individual warranties offered by their respective manufacturers.

**AUTHORIZED DEALER:**

# Pleasure-Way

302 Portage Ave.  
Saskatoon, Saskatchewan S7J 4C6  
Tel: (306) 934-6578 Fax: (306) 934-7085  
[www.pleasureway.com](http://www.pleasureway.com)



Produced by DHS Communications  
Printed in Canada